



Distributed peer review and proposal preparation

Dr. Luis Henry Quiroga-Nunez (NRAO/UNM)

Dr. David Rebolledo (NRAO/JAO)

*based on NAASC presentation

Abril 7, 2022

Goal of presentation



What to expect from distributed peer review



Guidelines to reviewing proposals



Best practices for distributed peer review

Basics of distributed peer review



Every* proposal team nominates one person to be a reviewer



Proposal Handling Team (PHT) assigns 10 proposals to the reviewer



Reviewer ranks and write comments for each proposal

* Excluding Large Programs

Reviewer timeline for Cycle 9



April 21

Proposal deadline

- 1) Proposal PI designates the reviewer in the Observing Tool (OT)

April 26

Expertise & conflicts

- 1) Reviewer specifies scientific expertise in User Profile
- 2) Reviewer provides list of conflicts of interest in User Profile

May 4 - June 1

Stage 1

- 1) Declare any conflicts of interest in assigned proposals by May 11
- 2) Complete reviews by June 1 @ 15 UT **(MANDATORY!)**

June 2 - 16

Stage 2

- 1) Read reviews from other reviewers (optional)
- 2) Modify your ranks and comments as needed (optional)

PI designates the reviewer



April 21
Proposal deadline

1) Proposal PI designates the reviewer in the Observing Tool (OT)

Reviewer Information

Please designate a reviewer who will participate in the distributed review process. The reviewer may be the PI of the proposal or one of the other investigators. A student (without a PhD) may serve as the reviewer only if they are the PI of the proposal and a mentor (with a PhD) is identified. The mentor does not need to be an investigator on the proposal.

Reviewers are requested to update their user profiles with combinations of scientific categories and keywords which describe their area(s) of expertise using the new 'Expertise' tab in <https://asa.alma.cl/UserRegistration/secure/updateAccount.jsp>. Available expertise information will be used in the distribution of proposal assignments.

Reviewer has a PhD? No Yes

Select Mentor

Mentor name

Mentor has a PhD? No Yes



Student PIs can be reviewers, but need to specify a mentor who will assist in the review.

Reviewer expertise



April 26
Expertise & conflicts

- 1) Reviewer specifies scientific expertise in User Profile
- 2) Reviewer provides list of conflicts of interest in User Profile

Account info | Project delegation | Demographics | **Expertise** | Confirm

Expertise

← Previous Next →

Please select at least 3 category/keyword pairs that best match your scientific expertise. You may select keywords in more than one category. If you are a reviewer for Distributed Peer Review (DPR) you will preferentially be assigned proposals that match your selected keywords.

> Cosmology and the High Redshift Universe
> Galaxies and Galactic Nuclei
▼ ISM, star formation and astrochemistry
<input type="checkbox"/> Outflows, jets and ionized winds
<input checked="" type="checkbox"/> High-mass star formation
<input checked="" type="checkbox"/> Intermediate-mass star formation
<input checked="" type="checkbox"/> Low-mass star formation
<input checked="" type="checkbox"/> Pre-stellar cores, Infra-Red Dark Clouds (IRDC)
<input checked="" type="checkbox"/> Astrochemistry
<input checked="" type="checkbox"/> Inter-Stellar Medium (ISM)/Molecular clouds
<input type="checkbox"/> Photon-Dominated Regions (PDR)/X-Ray Dominated Regions (XDR)
<input type="checkbox"/> HII regions
<input type="checkbox"/> Magellanic Clouds
> Circumstellar disks, exoplanets and the solar system
> Stellar Evolution and the Sun

- 1) Log in to the ALMA Science Portal
- 2) Edit your User Profile
- 3) Go to the **Expertise** tab
- 4) Select keywords that match your scientific expertise
- 5) Go to the **Confirm** tab to save

How the PHT uses keywords to assign proposals



Priority #1


Assign proposals with the same keyword as the reviewer's selected keywords.

Priority #2

Assign proposals in the same scientific category as the reviewer's expertise.

Priority #3

Assign proposals in other scientific categories.



If a reviewer does not specify their expertise, the keywords of their proposal will be used.

Reviewers can specify their conflicts of interest



April 26

Expertise & conflicts

- 1) Reviewer specifies scientific expertise in User Profile
- 2) Reviewer provides list of conflicts of interest in User Profile

Account info Project delegation Demographics Expertise **Conflicts of interest** Confirm

[← Previous](#) [→ Next](#)

Conflicts of interest

If you are a reviewer for Distributed Peer Review or the Panel Review, please provide a list of your conflicts of interest. Consult the [conflicts of interest criteria](#) for guidance on what is considered a conflict. You will not be assigned to review a proposal in which the PI, a coPI, or a col is in your list of conflicts of interest.

Reviewers only need to identify conflicts of interest that are registered ALMA users since all reviewers must be registered. If a close collaborator is not in the ALMA user registry below, they do not need to be listed.

Providing this information is optional. If you do not provide a list of conflicts and do not check the box below, the JAO will identify potential conflicts based on your past ALMA collaborations.

I have no conflicts of interest to declare


[+ Add collaborator](#) [- Remove collaborators](#) [Clear selection](#)

- 1) Log in to the ALMA Science Portal
- 2) Edit your User Profile
- 3) Go to the **Conflicts of Interest** tab
- 4) Identify ALMA users for which you have a conflict
- 5) Go to the **Confirm** tab to save


What is considered a conflict of interest?



- In general, a reviewer has a major conflict of interest when their personal or work interests would benefit if the proposal under review is accepted or rejected.



- Close collaborators, which are defined as a substantial collaboration on three or more papers within the past three years or an active, substantial collaboration on a current project. Co-membership in a large team on its own does not constitute a conflict of interest.
- Students and postdocs under supervision of the reviewer within the past three years
- A reviewer's supervisor (for student and postdoc reviewers)
- Close personal ties (e.g., family member, partner) that are ALMA users
- Any other reason in which a reviewer believes a major conflict of interest exists




If a reviewer does not provide their conflicts, the PHT will determine conflicts based on the reviewer's proposal history for the past three cycles.

How does the PHT use the conflicts of interest?



The PHT will not assign reviewers a proposal in which a PI, co-PI, or co-I is in their list of conflicts of interest.



Reviewers can also declare conflicts of interest when they receive their proposal assignments.

Stage 1: Review assigned proposals




May 4 - June 1
Stage 1

- 1) Declare any conflicts of interest in assigned proposals by May 11
- 2) Complete reviews by June 1 @ 15 UT **(MANDATORY!)**



Declare any additional conflicts in your assigned proposals

- for example: observing the same object(s) with the same goals



If you identify a conflict after you submitted your conflicts, contact the PHT to be assigned another proposal.

Stage 1: Review assigned proposals



May 4 - June 1
Stage 1

- 1) Declare any conflicts of interest in assigned proposals by May 11
- 2) Complete reviews by June 1 @ 15 UT **(MANDATORY!)**




- Rank the proposals from 1 (strongest) to 10 (weakest) based on scientific merit.



- Write comments that summarize the strengths and weaknesses of the proposal
- Comments will be sent to the PI verbatim.



- **Reviewer's proposal will be canceled if the reviews are not submitted on time!**
- Extensions will not be granted since Stage 2 starts on June 2.




The reviewer can be changed after the proposal deadline in exceptional circumstances by having the proposal PI contact the PHT. The Stage 1 deadline though will remain the same.

Stage 2: Finalize the ranks and reviews



June 2 - 16
Stage 2


- 1) Read reviews from other reviewers (optional)
- 2) Modify your ranks and comments as needed (optional)



Read comments from the other reviewers to see if you overlooked any critical strengths or weaknesses.



Update your ranks and comments as needed.



Stage 2 is optional. If a reviewer does not complete Stage 2, the Stage 1 ranks/comments are considered final.

Reviewing proposals



Review criteria



Tips for reviewing proposals



Writing comments for PIs



Extensive guidance available on the ALMA Science Portal (Proposing => ALMA Proposal Review).

Proposal components



Abstract



Scientific Justification



Technical Justification



All three components are important and should be read by the reviewers.

Review criteria



Overall scientific merit


- Does the proposal clearly indicate which important, outstanding questions will be addressed?
- Will the proposed observations have a high scientific impact on this particular field and address the specific science goals of the proposal?
- Does the proposal clearly describe how the data will be analyzed in order to achieve the science goals?

Suitability of the observations to achieve the scientific goals

- Is the choice of target (or targets) clearly described and well justified?
- Are the requested signal-to-noise ratio, angular resolution, largest angular scale, and spectral setup sufficient to achieve the science goals?
- Does the proposal justify why new observations are needed to achieve the goals?



Technical Justification



ALMA Observing Tool



Observing Tool performs (most) technical validations

reviewers can assume requested sensitivity, angular resolution, largest angular scale, and correlator setup are valid and can be achieved technically.

Reviewers should evaluate if setup is sufficient to achieve science goals.



Sensitivity

Correlator
setup


Largest
angular scale

Angular
resolution



The proposal is responsible for clearly justifying the setup with references as appropriate.

Best practices for writing reviews



- Summarize both strengths and weaknesses
- Take care to ensure strengths and weaknesses do not contradict each other
- Avoid giving the impression a minor weakness was the cause of a poor ranking



- A proposal review is NOT just a summary of the proposal
- While the reviewer may include a BRIEF (~ 1 sentence) summary, the bulk of the contents need to discuss the strengths and weaknesses of the proposal

Best practices for writing reviews



- Use complete sentences when writing the comments.



- Be concise
- It is not necessary to write a lengthy review, but avoid writing a single sentence

Best practices for writing reviews




- Be specific as possible when writing reviews
- Avoid generic statements that could apply to most proposals



- Do not ask questions in your review
- Questions usually indicate a proposal weakness - state the weakness directly

Best practices for writing reviews



- Be professional and constructive
- Do not use sarcasm or any insulting language
- Critique the proposal and not the PI or the proposal team



- Be aware of unconscious bias
- Keep your review factual and objective as possible

Example review



Jets and outflows have been shown to be a common phenomenon during the protostellar phase, but details about the exact mechanism in the type of source proposed here are not fully known. **The proposed target is very well justified and given its proximity, will provide excellent spatial resolution to study the structure of the outflow. The observations and analysis described will shed light on the physics of jet launching and accretion, leading to a better understanding of the evolution of this type of source.**

However, the proposal did not adequately explain how the proposed observations will test whether the observed phenomenon is a result of the particular outflow launching mechanism or other scenarios discussed in the proposal. Also, **the proposal** did not adequately explain why the requested number of molecular transitions are needed for the proposed excitation analysis, compared with the pros and cons of instead observing fewer or different transitions.

Brief summary of proposal

Strengths specific to the proposal

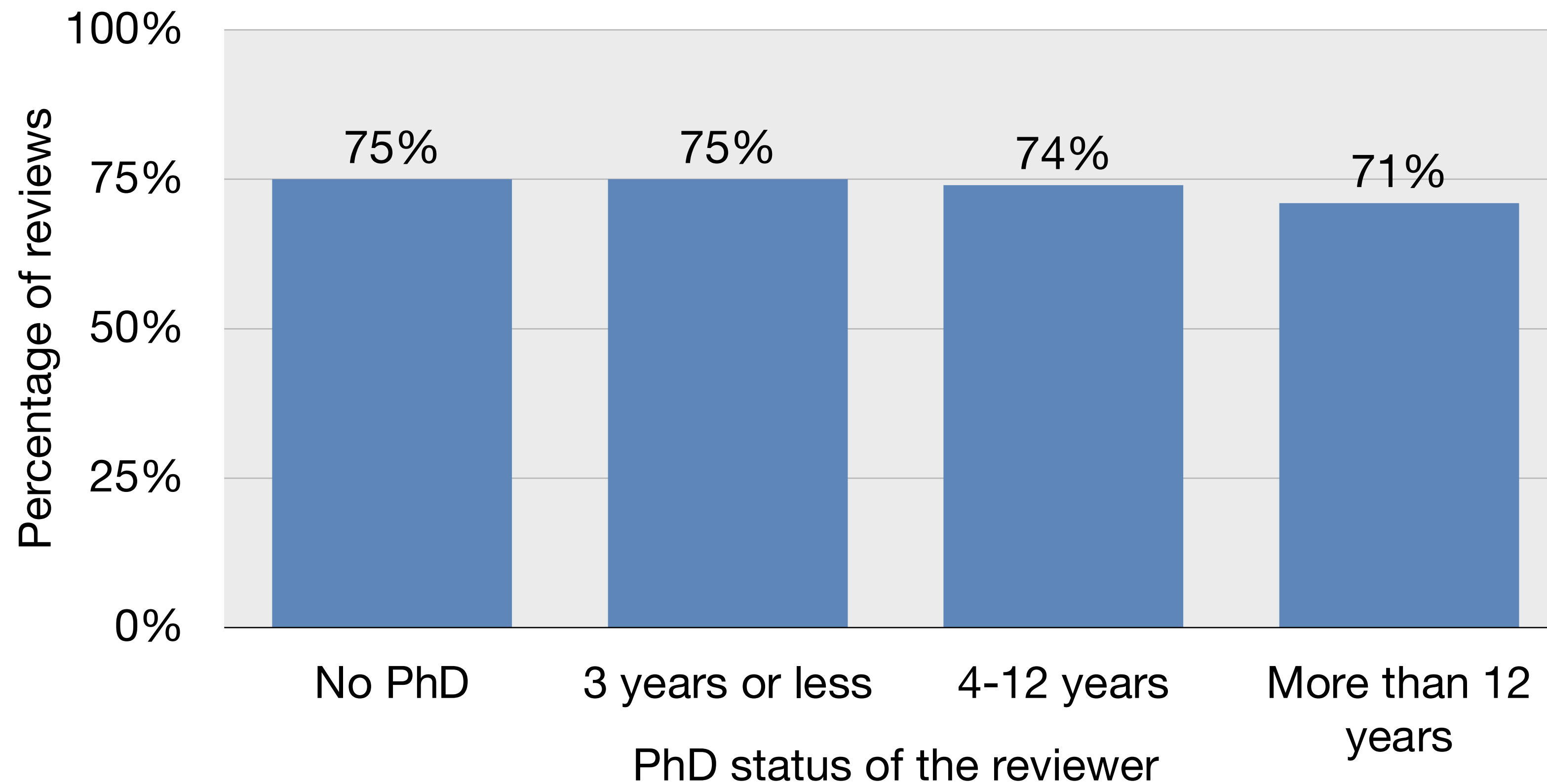
Weaknesses specific to the proposal

Comments should indicate the strengths/weaknesses of the proposal, not the PI or the proposal team.

Everyone can write helpful reviews!



Helpfulness of a review vs. career status of the reviewer in Cycle 8



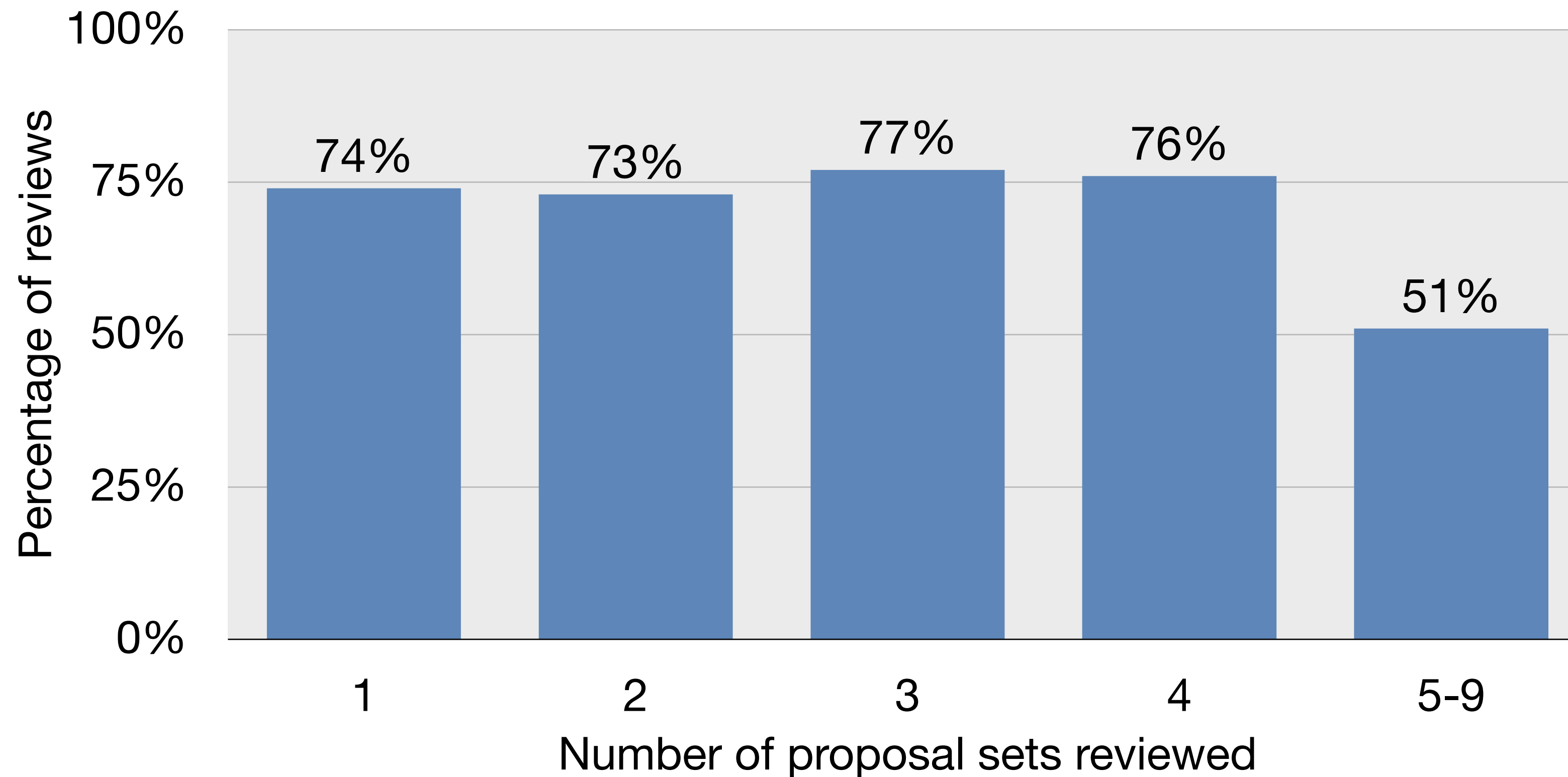
Students and young postdocs write just as helpful reviews as more experienced astronomers.



How many proposals set can I review?



Helpfulness of a review vs. number of proposals sets reviewed in Cycle 8

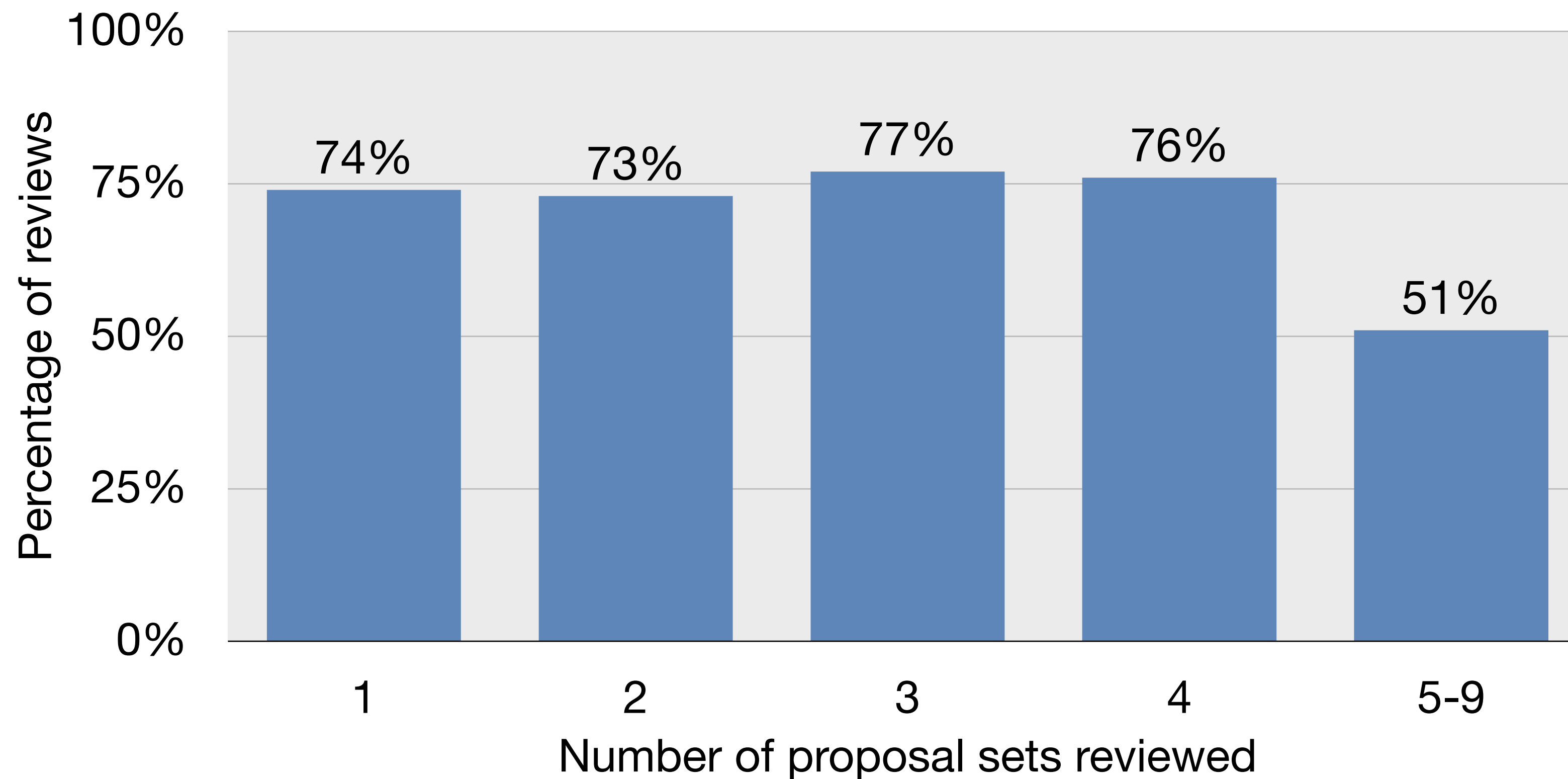


The PHT recommends to review 3 Proposal Sets or less to keep workload manageable. PIs can delegate their review assignments to a col in the Observing Tool.

How many proposals set can I review?



Helpfulness of a review vs. number of proposal sets reviewed in Cycle 8

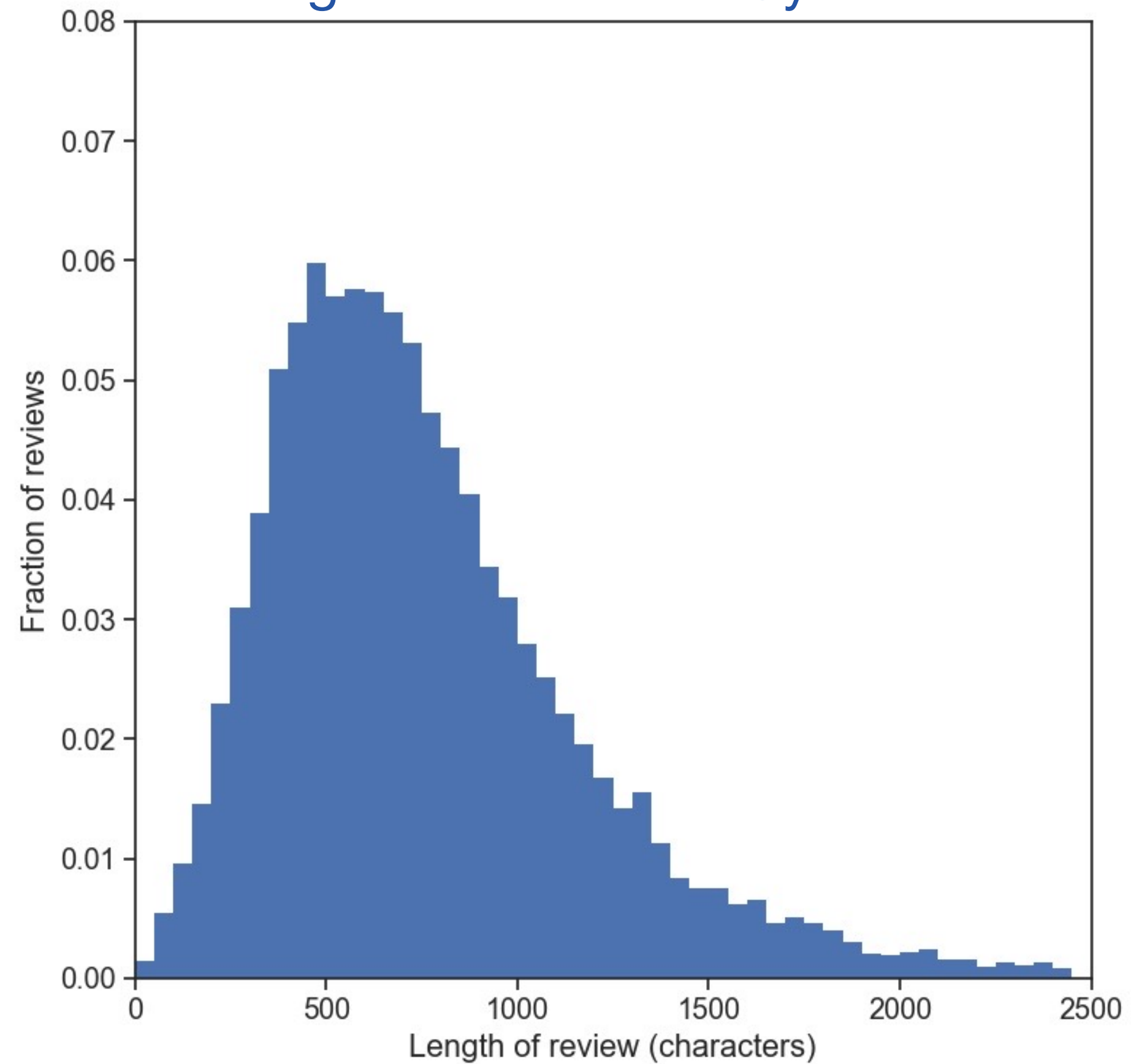


You should plan to spend about 1 working day to review one proposal set (= 10 proposals).


Length of review



Length of reviews in Cycle 8



- Typical length of a review is ~700 characters, or about 6 sentences.



You should plan to spend about 1-2 working days to review one proposal set (= 10 proposals).

Summary



ALMA distributed peer review

- Actions to take before and right after the proposal deadline:
 - Designate a reviewer
 - Reviewers update their profile information
- Stage 1 --> Rank and write comments --> Mandatory
- Stage 2 --> Update ranks and comments Optional

The work of the reviewer

- Reviewers take into account all components of the proposal, looking the scientific merit and suitability of the observation

Lessons from Cycle 8

- Everyone can write helpful reviews
- Workload matters -->
 - Reviewer should expect to spend 1-2 work days per proposal set
 - No more than 3 Proposal Sets

Summary



More information



<https://almascience.org/proposing/alma-proposal-review>

- Dual-anonymous guidelines
- Description of the distributed peer review
- Detailed guidelines for the reviewers
- FAQ

Thank you!



Questions?

